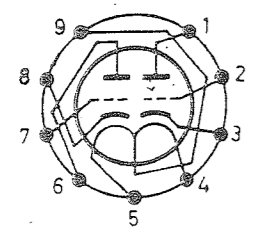


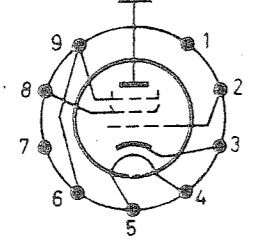
hierzu Schalteilliste 41022 Sa

SDR

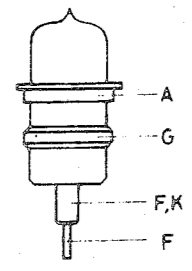
Rö 1
ECC 81



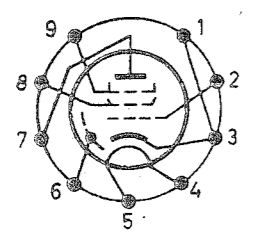
Rö 2 Rö 4
PL 81



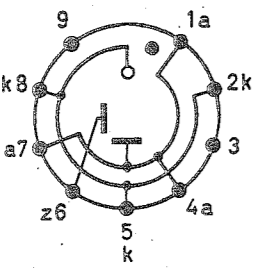
Rö 3
41022-3.19



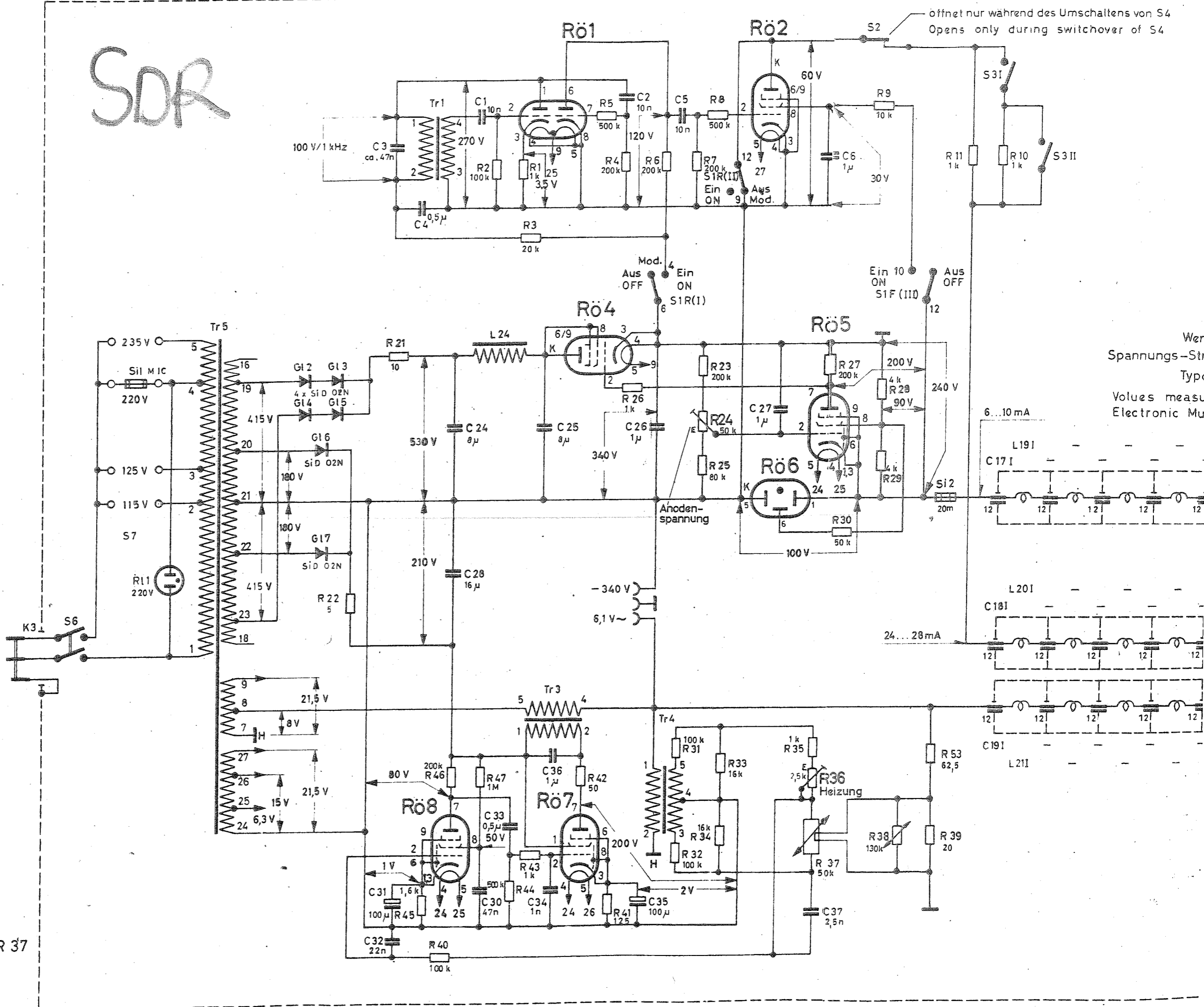
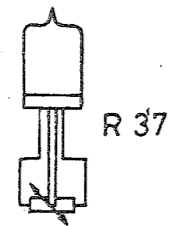
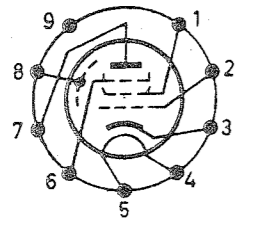
Rö 5 Rö 8
EF 80



Rö 6
ZZ1040



Rö 7
PL 83



Wer
Spannungs-Str
Type
Values measu
Electronic Mu

öffnet nur während des Umschaltens von S4
Opens only during switchover of S4

6...10 mA

L 191
C 17 I

12 12 12 12 12

12 12 12 12 12

12 12 12 12 12

12 12 12 12 12

12 12 12 12 12

12 12 12 12 12

12 12 12 12 12

12 12 12 12 12

12 12 12 12 12

12 12 12 12 12

12 12 12 12 12

12 12 12 12 12

12 12 12 12 12

12 12 12 12 12

12 12 12 12 12

12 12 12 12 12

12 12 12 12 12

12 12 12 12 12

12 12 12 12 12